



# PINNACLE ANALYTICS

## Potency Results

**Sample Name:** *Gelato Pre roll*  
**Client:** Baked Goodz powered by ZAR Spark  
**Client Batch ID:**

Pinnacle-Analytics.com  
3549 Lear Way, Suite 101  
Medford OR 97504  
P:(541)300-8217

**Sample ID:** rC-H-302-D1610

**Matrix:** Flower

**Prep Analyst:** Jeff A.

**Analysis Method:** 0630322+1 H4 4-21-2022 #1.lcm

**Sampling Method:** N/A

**Reference Method:** JCB 2009: HPLC/DAD

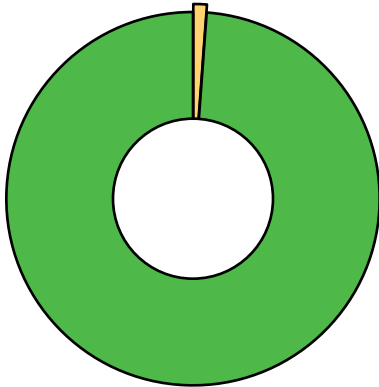
**Analysis Batch:** 10-6-2023 H4 276, 372 Flower


Date Sampled: 45201  
Date Reported: 10/21/2023  
Client License: N/A  
**For R&D Purposes Only**


<b>Total THC</b> (THCA*0.877+d9-THC)	16.6%
<b>Total CBD</b> (CBDA*0.877+CBD)	<LOQ%
<b>Moisture Content</b>	11.3%

Cannabinoid	% Weight	mg/g
CBDVA	<LOQ	<LOQ
CBDV	<LOQ	<LOQ
CBDA*	<LOQ	<LOQ
CBGA	<LOQ	<LOQ
CBG	<LOQ	<LOQ
CBD*	<LOQ	<LOQ
THCV	<LOQ	<LOQ
CBN	<LOQ	<LOQ
d9-THC*	0.22	2.2
d8-THC*	<LOQ	<LOQ
CBC	<LOQ	<LOQ
THCA*	18.6	186.0
<b>Total Cannabinoids</b>	<b>18.82</b>	<b>188.0</b>

\*ORELAP Accredited Analyte  
Limit Of Quantitation: 0.1%, analyte not measured



 d9-THC\*

 THCA\*



These test results may not be altered or reproduced except in full without the permission of Pinnacle Analytics. These results were generated following the Oregon Administrative Rules and in accordance with the NELAP Institute under ORELAP License #4152  
Report generated by Routine\_Potency\_Rev13\_8-1-2023

Kris Ford, PhD  
Lab Director



# PINNACLE — ANALYTICS —

## Quality Control Results

**Analyst:** Jeff A.

**Analysis Batch:** 10-6-2023 H4 276, 372 Flower

Pinnacle-Analytics.com  
3549 Lear Way, Suite 101  
Medford OR 97504  
P:(541)300-8217

	Duplicate RPD		LCS % Recovery		Method Blank	
	H-0-D1630-b	Limit	C-FL-100623	Limits	C-FB-100623	Limit
<b>CBDA</b>	<LOQ%	30%	97.9%	90-110%	<LOQ/2	LOQ/2
<b>CBD</b>	<LOQ%	30%	102.0%	90-110%	<LOQ/2	LOQ/2
<b>d9-THC</b>	0.35%	10%	102.0%	90-110%	<LOQ/2	LOQ/2
<b>d8-THC</b>	<LOQ%	30%	103.0%	90-110%	<LOQ/2	LOQ/2
<b>THCA</b>	0.803%	10%	92.9%	90-110%	<LOQ/2	LOQ/2

RPD: Relative Percent Difference between unknown sample and its duplicate

LCS: Laboratory Control Sample with known concentration

Case Comments: There were no divergences from ordinary Quality Control procedures or SOPs.



These test results may not be altered or reproduced except in full without the permission of Pinnacle Analytics. These results were generated following the Oregon Administrative Rules and in accordance with the NELAP Institute under ORELAP License #4152  
Report generated by Routine\_Potency\_Rev13\_8-1-2023

Kris Ford, PhD  
Lab Director